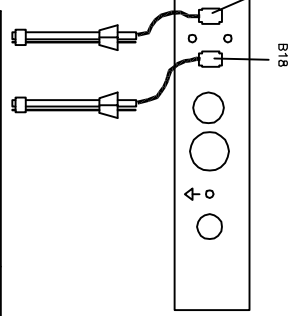
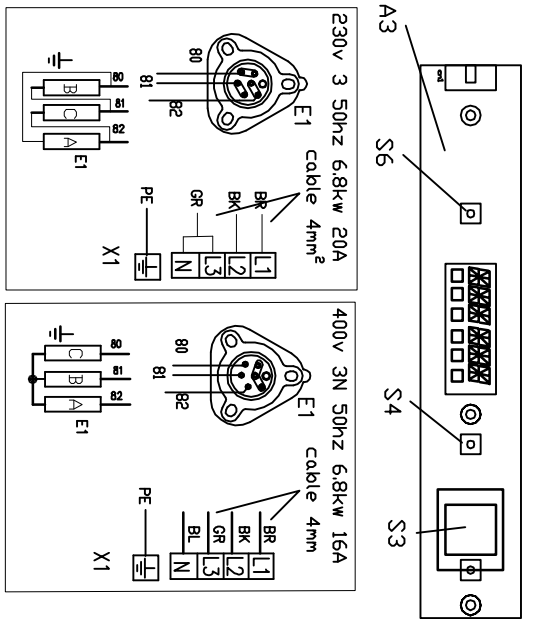
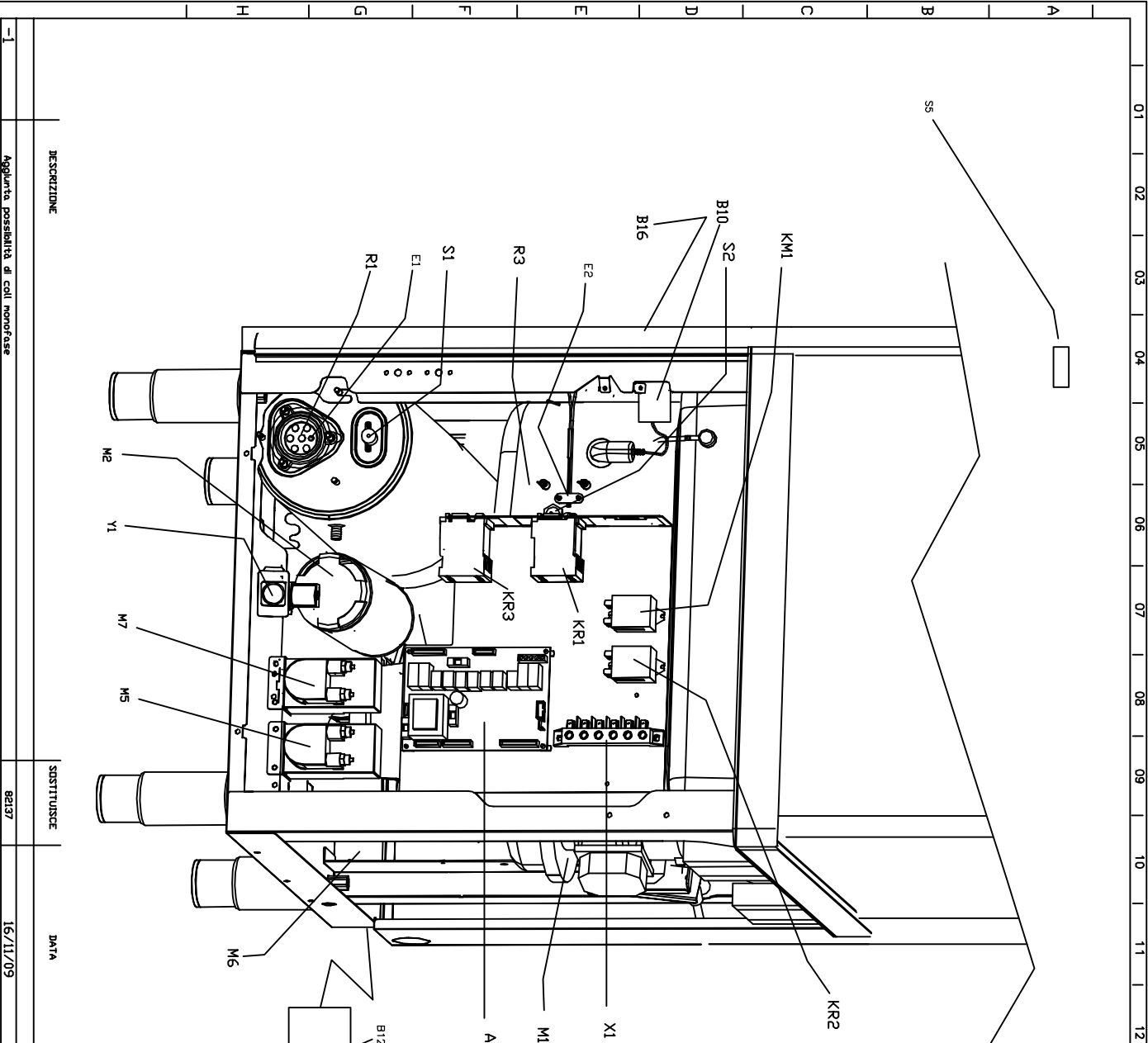


DESCRIZIONE		SOSTITUISCERE		DATA	
Aggiunta possibilità di coil monofase		82137		16/11/09	
Code Machine	re-examined	date	denomination	Code	n°/file
	22/10/07		WIRING DIAGRAM	82131	-1
inspected by	date	total BIC	N° BIC	next BIC	mod
		3	2	-3	
validated by	date				



Code Machine		denomination		Codice	
Re-examined	date/date	WIRING DIAGRAM		n°/file	mod
Inspected by	date/date				
Validated by	date/date				
		Diswashers			
		total dict	n° dict	Next dict	
		3	2	-3	
				82131L	-1

DESCRIZIONE	SOSTITUISCE	DATA
Aggiunta possibilità di coil monofase	82137	16/11/09

01 02 03 04 05 06 07 08 09 10 11 12 13 14 15 16 17 18

	01	02	03	04	05	06	07	08	09	10	11	12	13	14	15	16	17	18
A	S6	PULSANTE DI LINEA	INTERRUPTEUR DE LIGNE															
	S5	MAIN SWITCH	NETZSCHALTER															
	S5	MICROINTERUTTORE MAGNETICO	MICROINTERUPTEUR MAGNETIQUE															
	S5	MAGNETIC SAFETY MICROSWITCH	MAGNETISCHER SICHERHEITSSCHALTER															
	S3	INTERRUTTORE DI CICLO	INTERRUPTEUR DE DEMARRAGE															
	S3	CYCLE SWITCH	WASCHVORGANGSSCHALTER															
	S4	SELETORE CICLO	SELECTEUR CYCLE															
	S4	CYCLE COMBULATOR	WABELSCHALTER FÜR WASHVORGANGSBAUER															
B	S1	TERMOSTATO SICUREZZA BOILER	TERMOSTAT DE SÛRETÉ DU BOYLER															
	S1	SAFETY BOOSTER HEATER THERMOSTAT	SICHERHEITSSCHALTER															
	S2	TERMOSTATO SICUREZZA VASCA	TERMOSTAT DE SÛRETÉ CUVE															
	S2	SAFETY TANK HEATER THERMOSTAT	SICHERHEITSTANKTHERMOSTAT															
	R3	RESISTENZA VASCA LAVAGGIO	RESISTANCE CUVE DE LAVAGE															
	R3	WASH TANK HEATING ELEMENT	WASCHTANKHEIZUNG															
	R1	RESISTENZA BOILER	RESISTANCE BOYLER															
	R1	BOOSTER HEATER HEATING ELEMENT	BOILERHEIZUNG															
	M7	ELETTRODOSATORE TENSIOATTIVO	DOSEUR EL. PRODUIT RINÇAGE															
	M7	EL. RINSE/AD INJECTOR	NACHSPÜLMITTELDOSEGERÄT															
	M6	ELETTROPOMPA DI SCARICO	MOTEUR LAUGENPUMPE															
	M6	DRAIN PUMP	MOTOR LAUGENPUMPE															
	M2	ELETTROPOMPA ALIMENTO PRESSIONE	ELETTROPOMPE ALIMENT PPRESSION															
	M2	RINSE BOOSTER PUMP	BRÜCKSTEUERUNGSPUMPE															
	M5	ELETTRODOSATORE DETERGIVO	DOSEUR EL. DETERGENT															
	M5	EL. DETERGENT INJECTOR	SPÜL MITTELDOSEGERÄT															
	M1	ELETTROPOMPA LAVAGGIO	ELETTROPOMPE LAVAGE															
	M1	WASH ELECTRIC PUMP	ELEKTRISCHE UMWELZPUMPE															
D	KR3	TELETRUTTORE SICUREZZA RESISTENZA BOILER	CONTACTEUR RESISTANCE BOYLER															
	KR3	SAFETY BOOSTER HEATER CONTACTOR	LUFTSCHLETZ F. BOILERHEIZUNG															
	KR2	TELETRUTTORE RESISTENZA VASCA	CONTACTEUR RESISTANCE VASCA															
	KR2	TANK HEATER CONTACTOR	LUFTSCHLETZ F. BOILERHEIZUNG															
	KR1	TELETRUTTORE RESISTENZA BOILER	CONTACTEUR RESISTANCE BOYLER															
	KR1	BOOSTER HEATER CONTACTOR	LUFTSCHLETZ F. BOILERHEIZUNG															
E	KM1	TELETRUTTORE ELETTROPOMPA LAVAGGIO	CONTACTEUR ELECTROPOMPE LAVAGE															
	KM1	WASH PUMP CONTACTEUR	SCHLETZ F. UMWELZPUMPE															
	Y1	ELETTROVALVOIA RISCACQUO	ELECTROVANNE DE RINÇAGE															
	Y1	RINSE SOLENOID VALVE	MAGNETVENT FÜR NACHSPÜLUNG															
	F	FUSIBILE																
	M1/2	FUSIBILE																
F	E2	SONDA CONTROLLO VASCA	THERMOSTAT RESISTANCE CUVE															
	E2	SONDA TANK HEATER	TANKHEIZUNG/THERMOSTAT															
	E1	SONDA CONTROLLO BOILER	THERMOSTAT RESISTANCE BOYLER															
	E1	BOOSTER HEATER THERMOSTAT	BOILERHEIZUNG															
G	0/2	CONDENSATORE																
	0/2	CAPACITORE																
	B16	PRESSOSTATO LIVELLO BOILER	PRESSOSTAT NIVEAU SURCHAUFFER															
	B16	BOILER PRESSURE SWITCH	NACHSPÜLBOILER NIVEAUSCHALTER															
	B18	CONTROLLO LIVELLO BRILLANTANTE	CONTROL NIVEAU PRODUIT DE RINÇAGE															
	B18	RINSE AD CONTROL LEVEL	STUFE GLANZMITTEL															
	B12	CONTROLLO LIVELLO DETERGENTE	CONTROL NIVEAU DETERGENT															
	B12	DETERGENT LEVEL	SPÜLMITTEL NIVEAUSCHALTER															
	B10	PRESSOSTATO LIVELLO VASCA	PRESSOSTAT NIVEAU ANCAP															
	B10	TANK PRESSURE SWITCH	TANKDRUCKSCHALTER-NIVEAUREGLER															
H	M/M	SCHEDA CONTROLLO	FICHE DE CONTROLLELECTRONIQUE															
	M/M	ELECTRONIC CONTROL UNIT	ELEKTRONISCHE BEDINNINGSKARTE															
	SIMB.	DESCRIPTION	BESCHREIBUNG															

DESCRIZIONE

SOSTITUISCE

DATA

Agiunta possibilità di coll. monofase

BE137

16/11/09

Code Machine	Re-examined	Inspected by	Validated by	Code
	date	date	date	
	22/10/07			
Wiring Diagram	Diswashers	n° file		
3	1	-2	82131	-1